

Diodes type D52 are of modern design with internal spring loaded contacts and pressure welded glass-to-metal seal. Designed for use in power electronic circuits and equipment under normal operating conditions.

KEY PARAMETERS

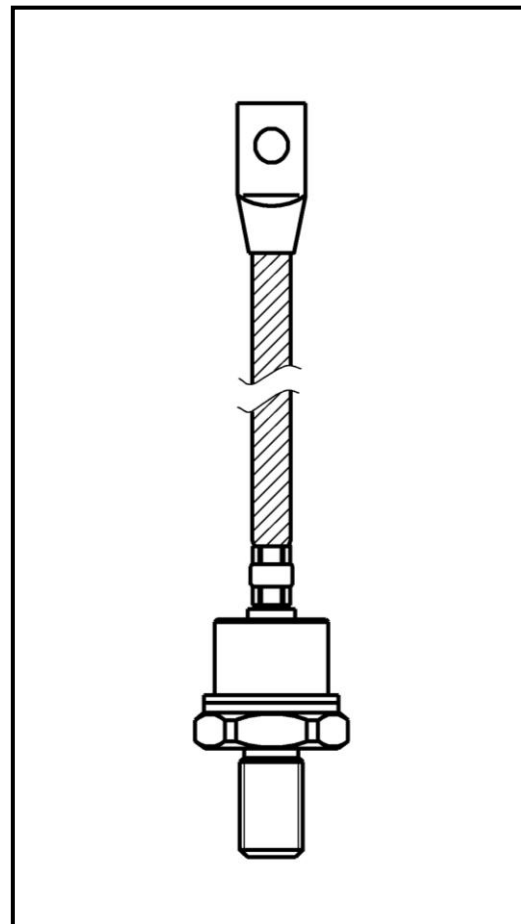
U_{RRM}	up to 1600 V
$I_{F(AV)}$	100 A
I_{FSM}	2100 A

FEATURES

- all diffused design
- high current capabilities
- high surge current capabilities
- high rates voltages
- low thermal impedance
- tested according to IEC standards
- compact size and small weight

APPLICATION

- High Voltage Power Supplies
- Motor Control
- Battery Chargers
- Free Wheeling Diode
- Resistance Welding



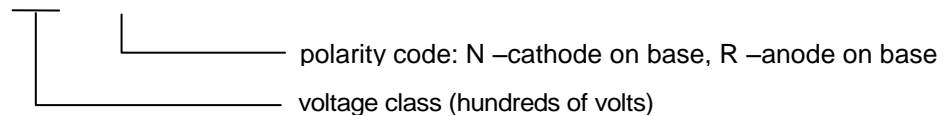
Outline type code: JEDEC DO-205AC

See package details for further information

Designed for use in high power industrial and commercial rectifying circuits where high currents are encountered and high reliability is essential.

ORDERING INFORMATION

When ordering please refer to device code builder presented below.
Please use the complete part number when ordering, quote or in any future correspondence relating to your order.

D52-100-□□-□0**ELECTRICAL PARAMETERS****Voltage ratings**

Voltage class	U_{RRM}	U_{RSM}	I_{RRM}
	V	V	mA
04	400	500	20
06	600	700	
08	800	900	
10	1000	1100	
12	1200	1300	
14	1400	1500	
16	1600	1700	

Electrical properties

Parameter		Unit	Test conditions	Value
Average forward current @ case temperature	$I_{F(AV)}$	A		100
	T_c	°C		$U_{RRM} \leq 1200V$ 140 $U_{RRM} > 1200V$ 125
RMS forward current	$I_{F(RMS)}$	A		157
Surge current	I_{FSM}	A	$T_j = T_{jmax}$, $U_R = 0,8U_{RRM}$, $t_p = 10ms$	2100
I^2t – value	I^2t	kA^2s		22
Forward voltage drop max.	U_{FM}	V	$T_j = 25^\circ C$, $I_{FM} = 470A$	2,20
Threshold voltage	$U_{F(T0)}$	V		1,20
Slope resistance	r_F	$m\Omega$		2,37

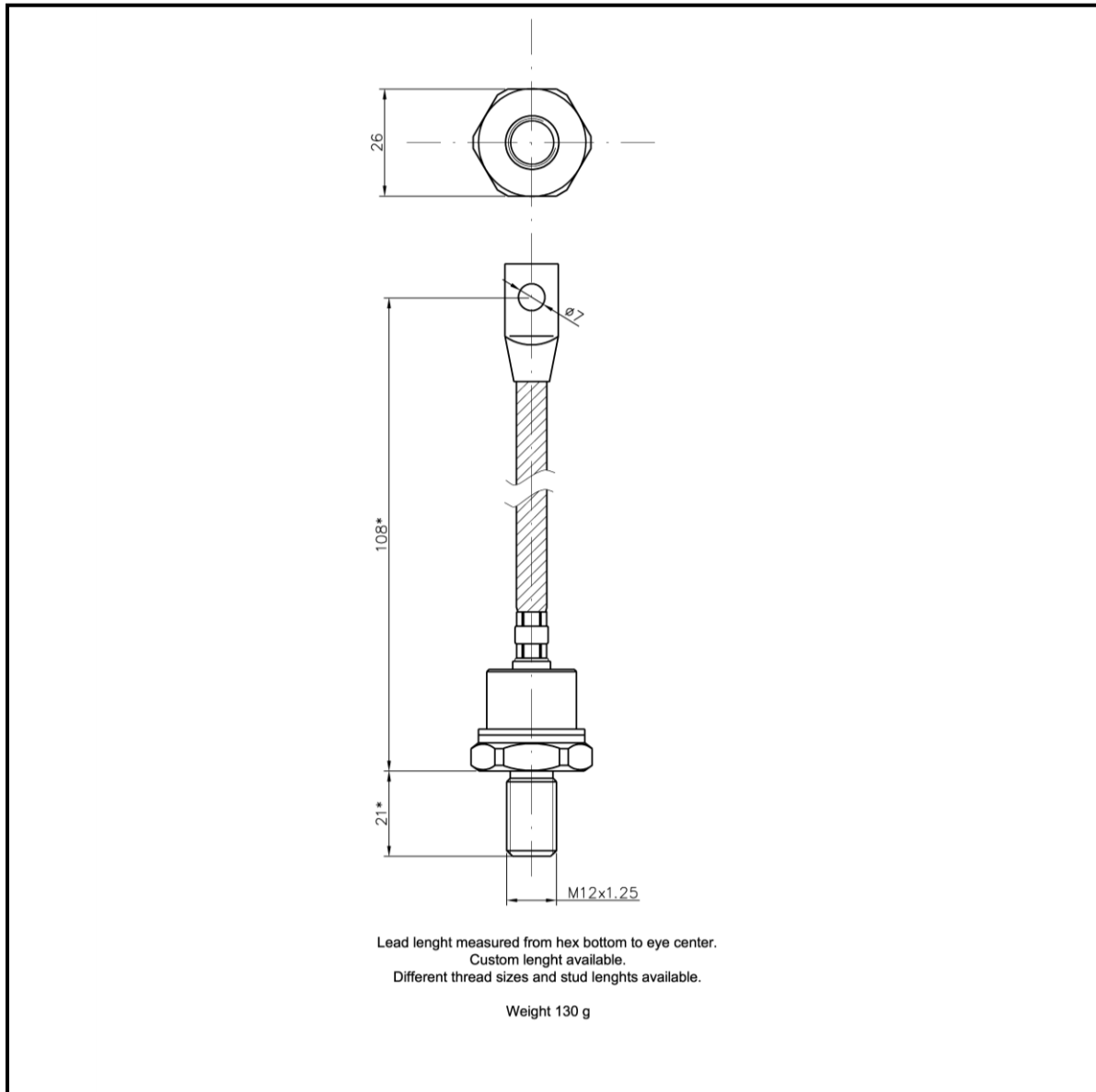
Thermal properties

Parameter		Unit	Test conditions	Value
Thermal resistance, junction to case	R_{thJC}	°C/W	DC	0,25
Thermal resistance, case to heatsink	R_{thCS}	°C/W		0,12
Operating junction temperature	$T_{jmin} \dots T_{jmax}$	°C		$U_{RRM} \leq 1200V$ -40...+190 $U_{RRM} > 1200V$ -40...+175
Storage temperature	T_{stg}	°C		-40...+190

Mechanical properties

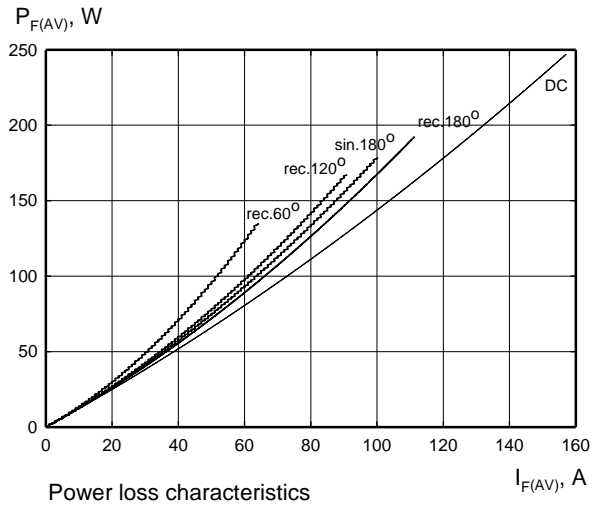
Parameter		Unit	Value
Mounting torque	M	Nm	14 ... 17
Weight	m	g	130

Package details

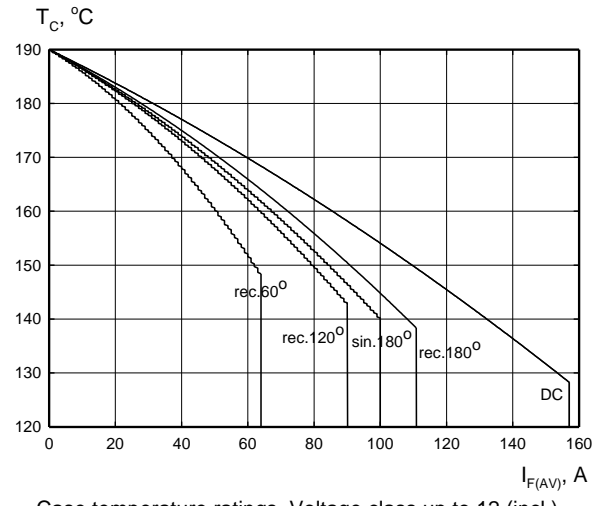


For further package information, please contact Sales & Marketing Department. All dimensions in mm, unless stated otherwise.
Do not scale.

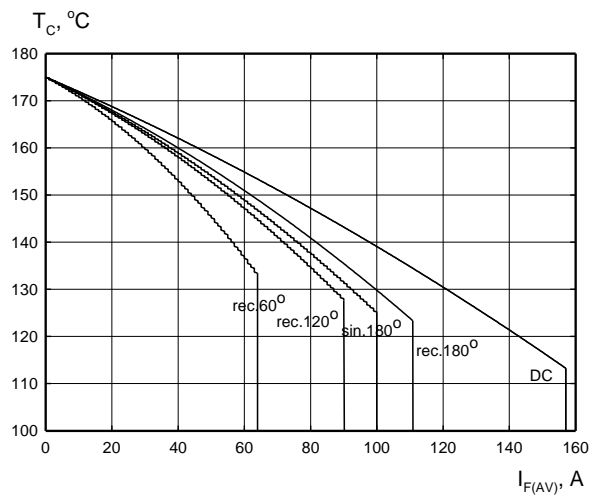
CHARACTERISTICS



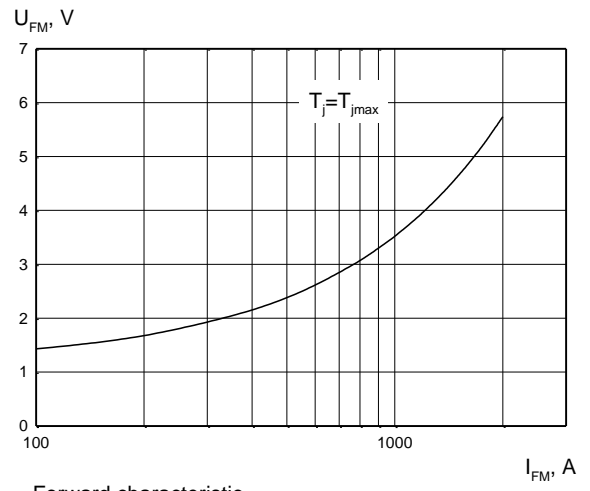
Power loss characteristics



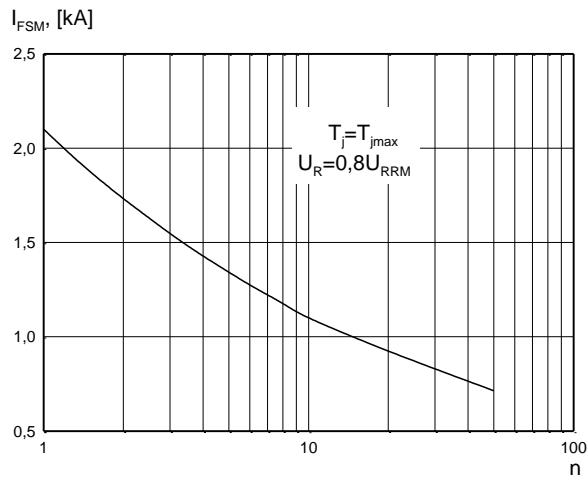
Case temperature ratings. Voltage class up to 12 (incl.)



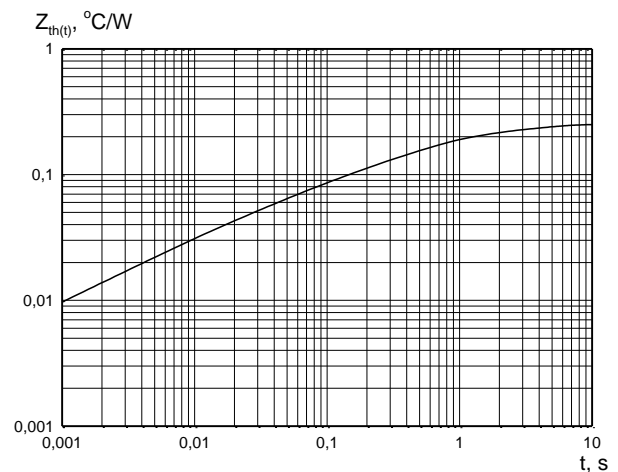
Case temperature ratings. Voltage class > 12



Forward characteristic



Non-repetitive surge current rating



Transient thermal impedance

HEATSINKS

KUBARA LAMINA SA has its own proprietary range of extruded aluminium heatsinks designed to optimise the performance of our semiconductors with natural and forced air flow.

POWER ASSEMBLY CAPABILITY

KUBARA LAMINA SA provides a support for those customers requiring more than a basic semiconductor and offers precisely assembled Power Blocks according to factory or customer standards.