

SCR Diode Power Modules are designed for use in power electronic circuits and equipment under normal operating conditions.

KEY PARAMETERS

U_{DRM}, U_{RRM}	up to 1800 V
$I_{T(AV)}$	500 A
I_{TSM}	17000 A
du/dt^*	1000 V/ μ s
di/dt	200 A/ μ s

* maximum (non standard) value



Outline

See package details for further information

APPLICATION

- High Voltage Power Supplies
- Motor Control

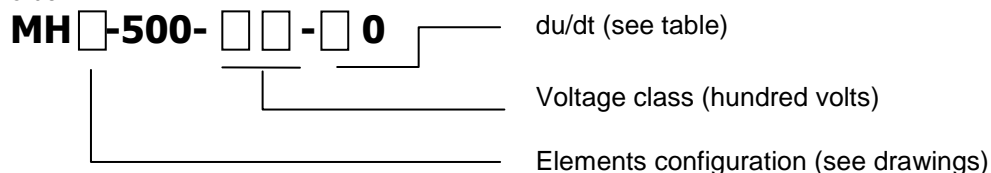
FEATURES

- electrically isolated base
- high current capabilities
- high surge current capabilities
- high rates voltages
- low thermal impedance (Aluminium Nitride Insulators)
- tested according to IEC standards
- compact size and small weight

Designed for use in high power industrial and commercial power electronic circuits and equipment where high currents are encountered and high reliability is essential.

ORDERING INFORMATION

When ordering please refer to device code builder presented below. Please use the complete part number when ordering, quote or in any future correspondence relating to your order.



MH_-500 SCR Diode Power Module



KKMTx500, December 2009 version

ELECTRICAL PARAMETERS

Voltage ratings

Voltage class	U_{RRM}	U_{RSM}	I_{RRM}
	V	V	mA
04	400	500	60
06	600	700	
08	800	900	
10	1000	1100	
12	1200	1300	
14	1400	1500	
16	1600	1700	
18	1800	1900	

du/dt group codes

Group code	du/dt
	V/ μ s
0	no specified value
4	200
5	320
6	500
7	1000

Zakłady Elektronowe LAMINA S.A.
Puławska 34
PL-05-500 Piaseczno
POLAND

Tel.: +48-22-7572731
Tel.: +48-22-3989409
Fax: +48-22-7500884
e-mail: sekretariat@lamina.com.pl
www.lamina.com.pl

MH_-500 SCR Diode Power Module

KKMTx500, December 2009 version

Electrical properties

Parameter		Unit	Test conditions	Value
Average on-state current	$I_{T(AV)}$	A		500
Case temperature	T_C	°C		85
RMS on-state current	$I_{T(RMS)}$	A		785
Surge current	I_{TSM}	A	$T_j=125^\circ\text{C}$, $U_R=0,8U_{RRM}$, $t_p=10\text{ms}$	17000
I^2t – value	I^2t	kA^2s		1445
On-state voltage max.	U_{TM}	V	$T_j=25^\circ\text{C}$, $I_{TM}=1500\text{A}$	1,31
Threshold voltage	$U_{T(T0)}$	V		0,70
Slope resistance	r_T	$\text{m}\Omega$		0,44
Latching current	I_L	mA	$T_j=25^\circ\text{C}$, $U_D=12\text{V}$	800
Holding current	I_H	mA	$T_j=25^\circ\text{C}$, $U_D=12\text{V}$	200
Circuit commutated turn-off time (typical)	t_q	μs	$T_j=125^\circ\text{C}$, $I_{TM}=250\text{A}$, $di_R/dt=25\text{A}/\mu\text{s}$, $du/dt=20\text{V}/\mu\text{s}$, $U_D=0,67U_{DRM}$, $U_{RM}=100\text{V}$	150
Turn-On time (typical)	t_{gt}	μs	$I_{TM}=100\text{A}$, $U_{DM}=100\text{V}$	10
Rate of rise of on-state current-repetitive	di/dt	$\text{A}/\mu\text{s}$	$T_j=125^\circ\text{C}$, $I_{TM}=3I_{T(AV)}$, $U_D=0,67U_{DRM}$, $f=50\text{Hz}$, $I_{GM}=1\text{A}$, $di_G/dt=1\text{A}/\mu\text{s}$	200
Critical rate of raise of off-state voltage	du/dt	$\text{V}/\mu\text{s}$	$T_j=125^\circ\text{C}$, $U_D=0,67U_{DRM}$,	200 - 1000
Gate current to trigger	I_{GT}	mA	$T_j=25^\circ\text{C}$, $U_D=12\text{V}$	200
Gate voltage to trigger	U_{GT}	V	$T_j=25^\circ\text{C}$, $U_D=12\text{V}$	3
RMS isolation voltage	U_{isol}	V	1s, circuit to base, all terminals shorted	2500

Thermal properties

Parameter		Unit	Test conditions	Value
Thermal resistance, junction to case per thyristor/module	R_{thJC}	°C/W	DC	0,06/0,03
Thermal resistance, case to heatsink per thyristor/module	R_{thCh}	°C/W		0,02/0,01
Operating junction temperature	$T_{jmin} \dots T_{jmax}$	°C		-40...+125
Storage temperature	T_{stg}	°C		-40...+125

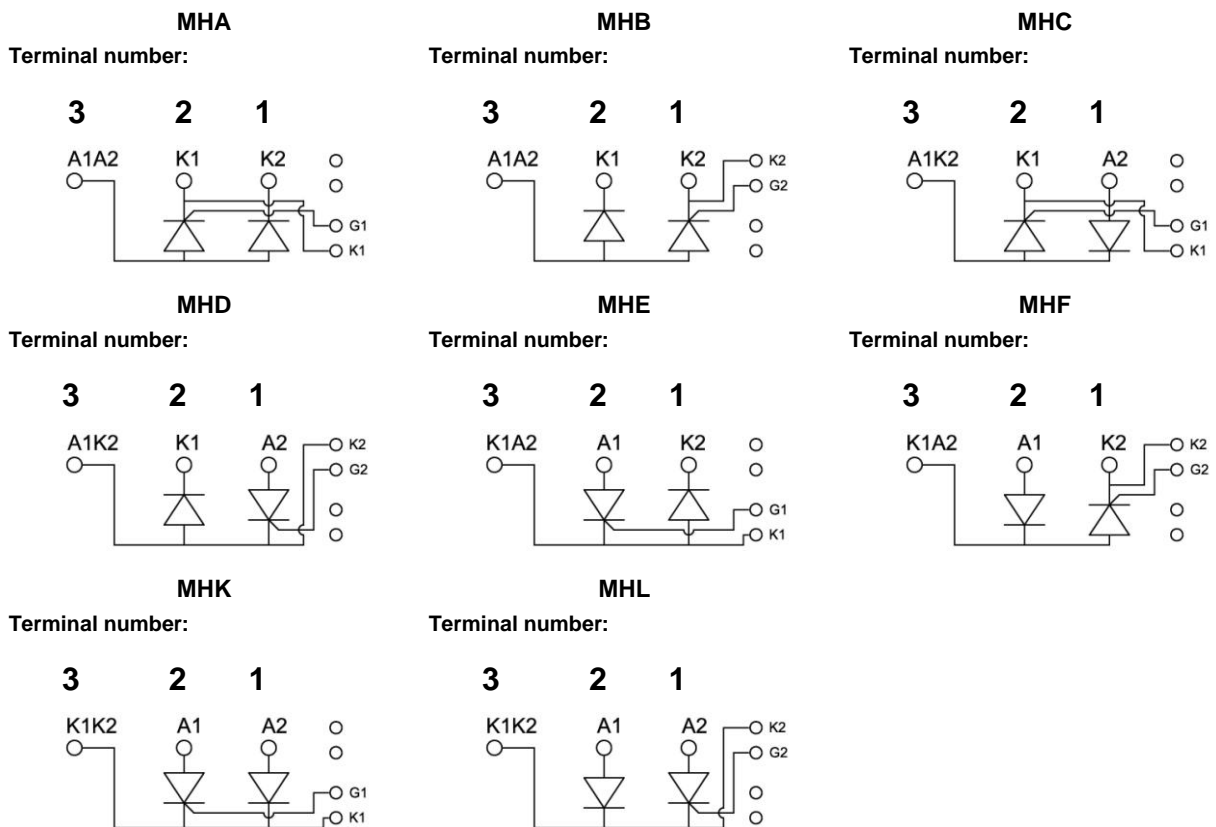
MH_-500 SCR Diode Power Module

KKMTx500, December 2009 version

Mechanical properties

Parameter		Unit	Value
Mounting torque (M6)	M1	Nm	6,00 ±15%
Terminal connection torque (M10)	M2	Nm	12,00 ±10%
Weight	M	g	1490

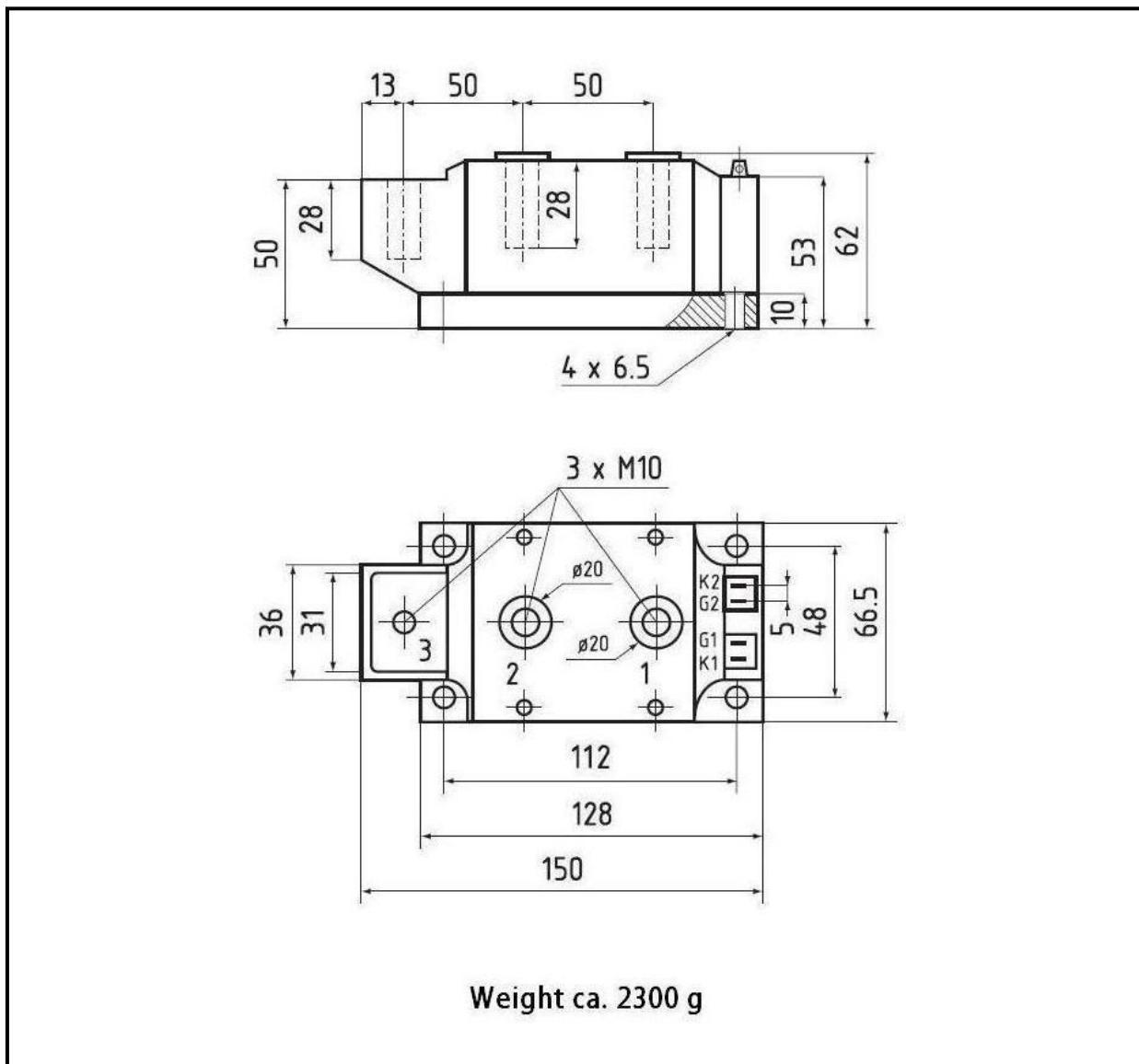
Cofigurations



MH_-500 SCR Diode Power Module

KKMTx500, December 2009 version

Package details



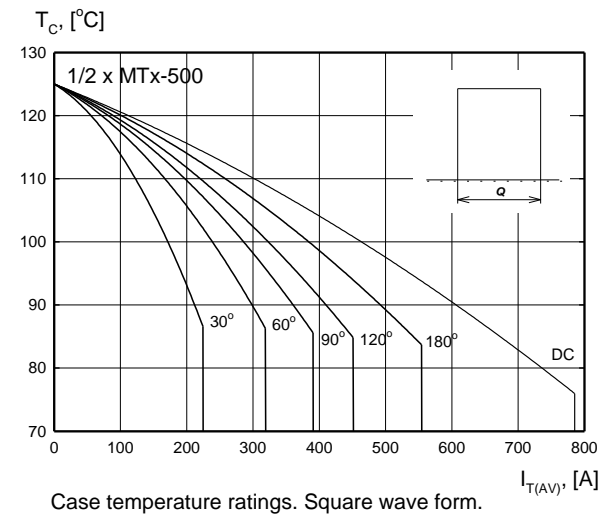
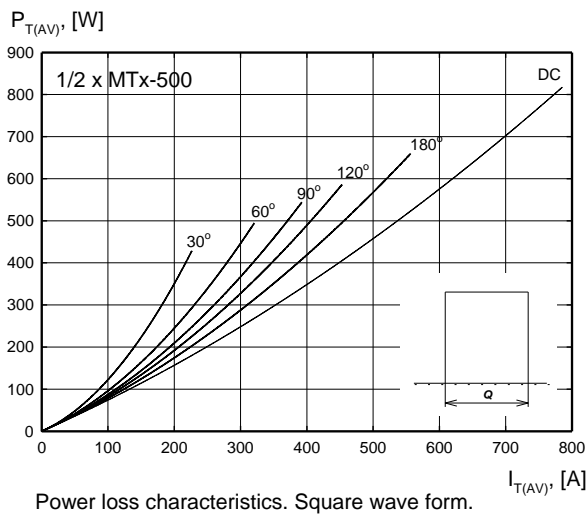
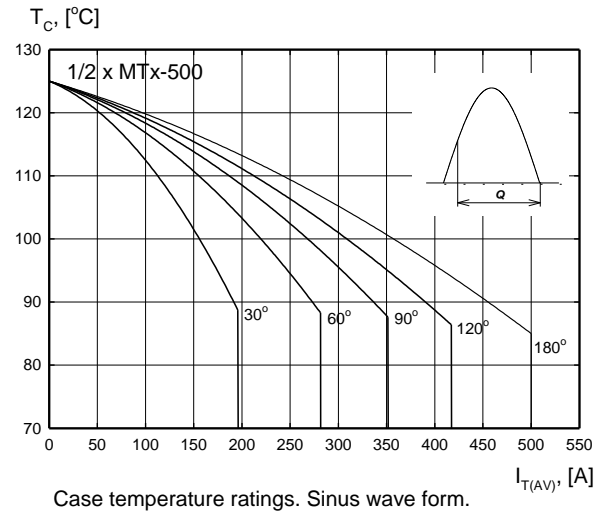
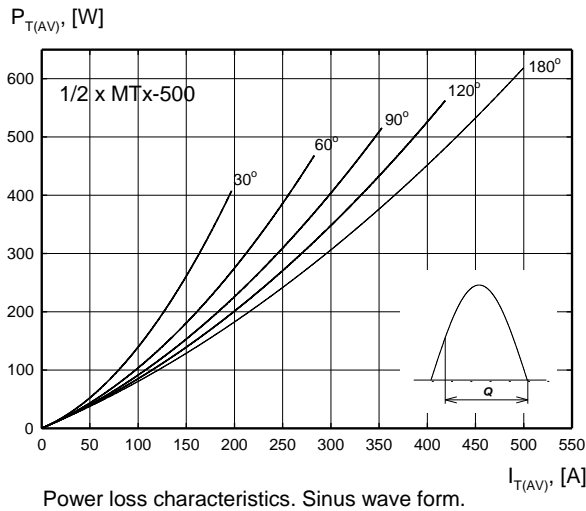
For further package information, please contact Sales & Marketing Department. All dimensions in mm, unless stated otherwise.
Do not scale.

MH_-500 SCR Diode Power Module



KKMTx500, December 2009 version

CHARACTERISTICS



Zakłady Elektronowe LAMINA S.A.
Puławska 34
PL-05-500 Piaseczno
POLAND

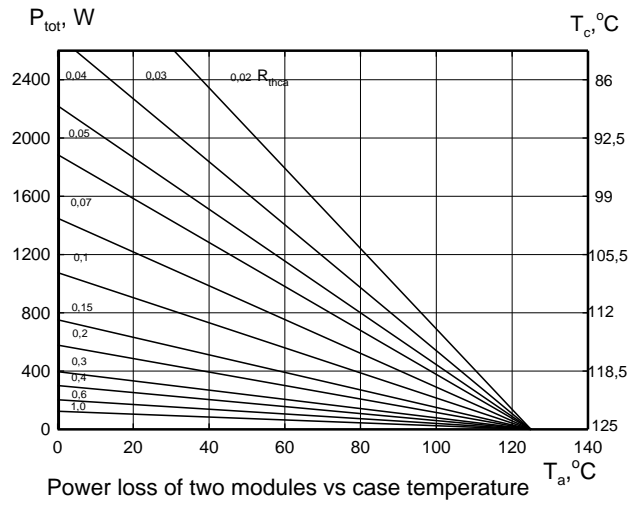
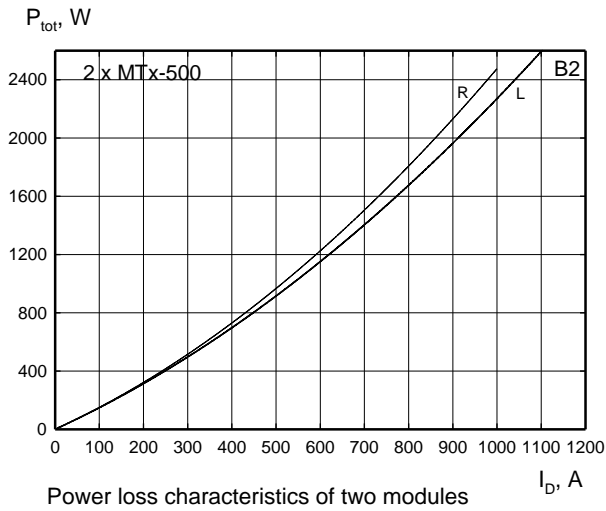
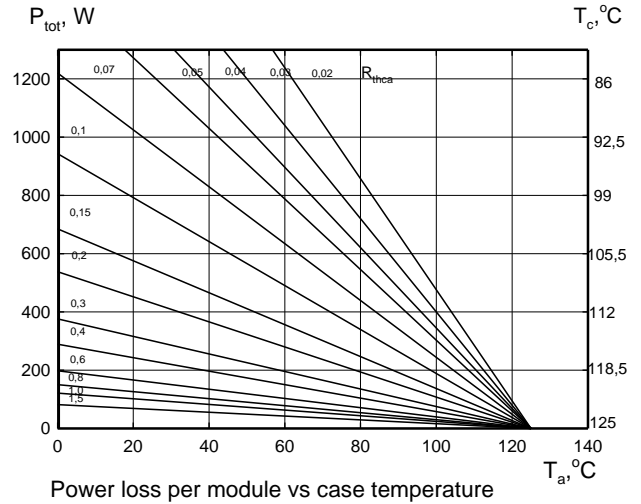
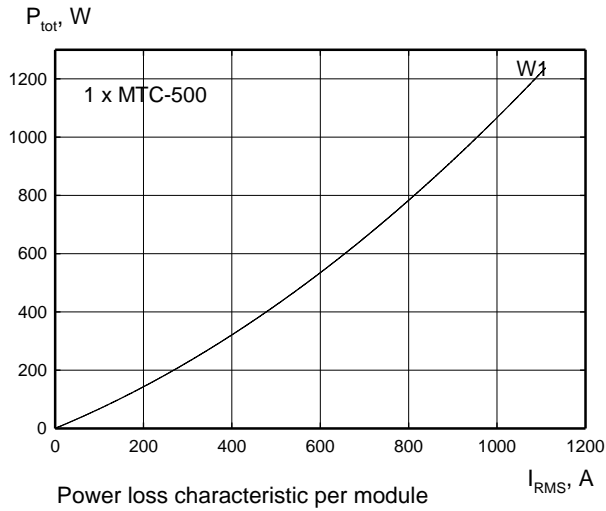
Tel.: +48-22-7572731
Tel.: +48-22-3989409
Fax: +48-22-7500884
e-mail: sekretariat@lamina.com.pl
www.lamina.com.pl

MH_-500 SCR Diode Power Module



Zakłady Elektronowe
LAMINA S.A.

KKMTx500, December 2009 version



Zakłady Elektronowe LAMINA S.A.
Puławska 34
PL-05-500 Piaseczno
POLAND

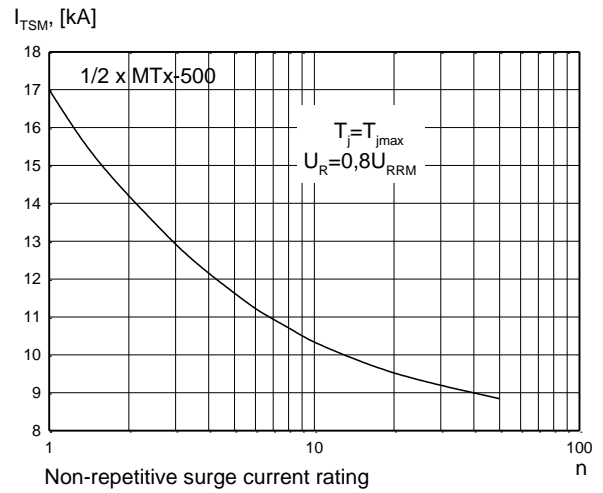
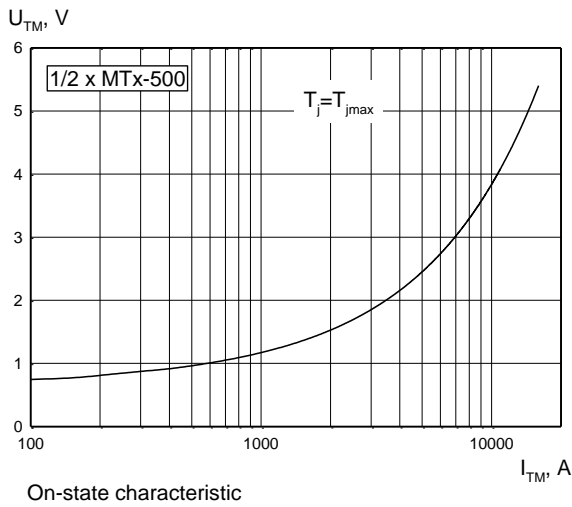
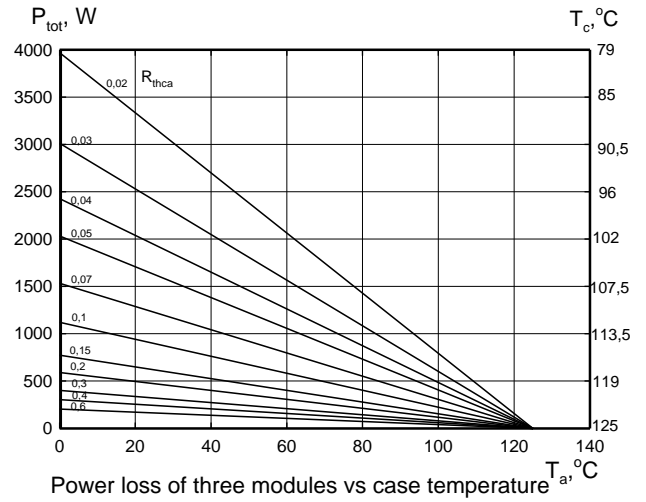
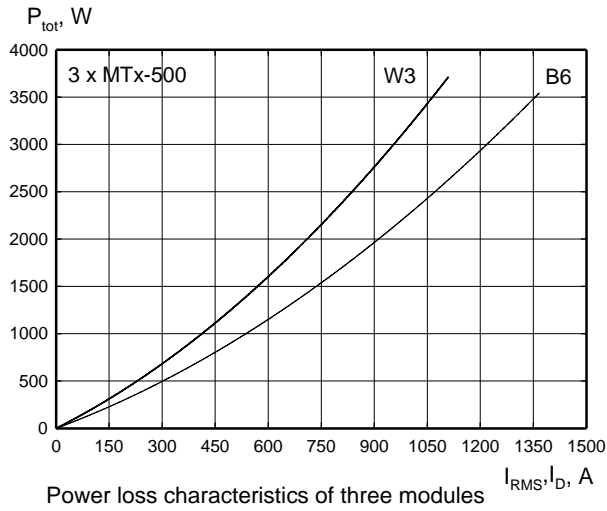
Tel.: +48-22-7572731
Tel.: +48-22-3989409
Fax: +48-22-7500884
e-mail: sekretariat@lamina.com.pl
www.lamina.com.pl

MH_-500 SCR Diode Power Module



Zakłady Elektronowe
LAMINA S.A.

KKMTx500, December 2009 version

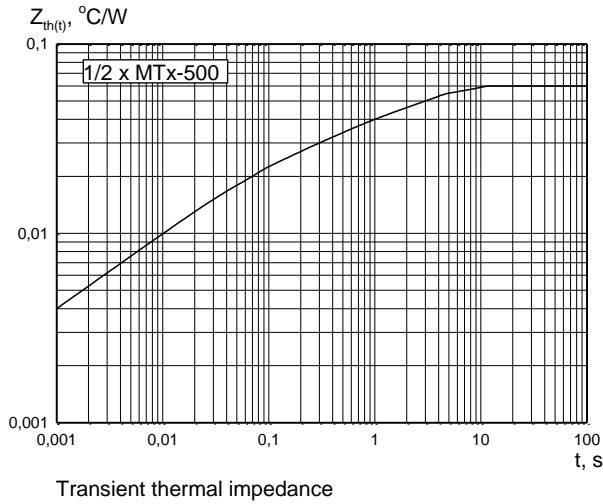


Zakłady Elektronowe LAMINA S.A.
Puławska 34
PL-05-500 Piaseczno
POLAND

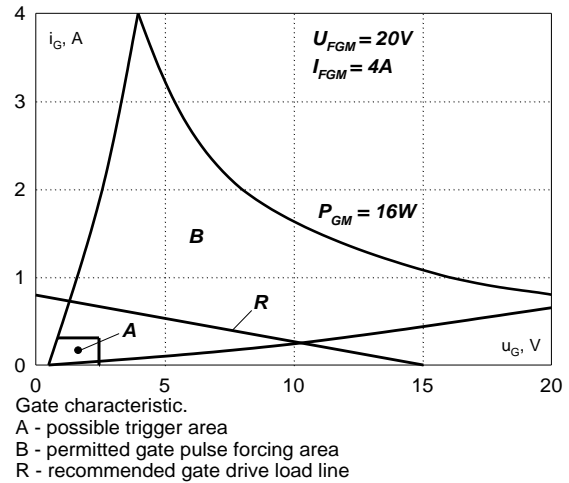
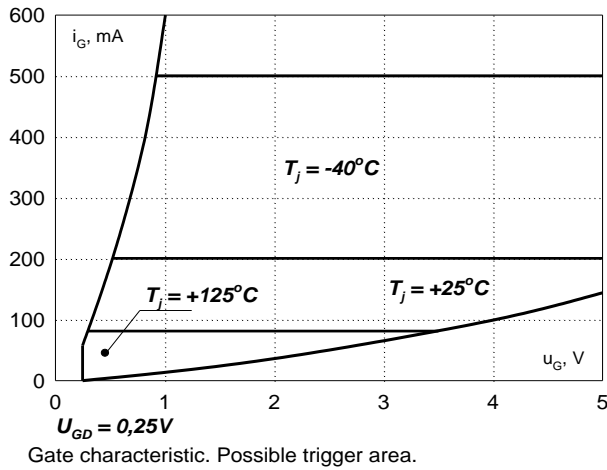
Tel.: +48-22-7572731
Tel.: +48-22-3989409
Fax: +48-22-7500884
e-mail: sekretariat@lamina.com.pl
www.lamina.com.pl

MH_-500 SCR Diode Power Module

KKMTx500, December 2009 version



GATE CHARACTERISTICS



MH_-500 SCR Diode Power Module



KKMTx500, December 2009 version

HEATSINKS

ZE LAMINA S.A. has its own proprietary range of extruded aluminium heatsinks designed to optimise the performance of our semiconductors with natural and forced air flow.

POWER ASSEMBLY CAPABILITY

ZE LAMINA S.A. provides a support for those customers requiring more than a basic semiconductor and offers precisely assembled Power Blocks according to factory or customer standards.

Zakłady Elektronowe LAMINA S.A.
Puławska 34
PL-05-500 Piaseczno
POLAND

Tel.: +48-22-7572731
Tel.: +48-22-3989409
Fax: +48-22-7500884
e-mail: sekretariat@lamina.com.pl
www.lamina.com.pl